

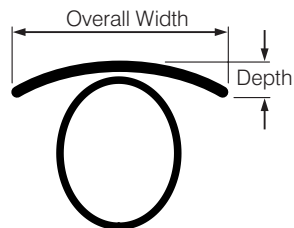
# Headrest Size Chart

# Sitting

## Standard Headrest

### Notes

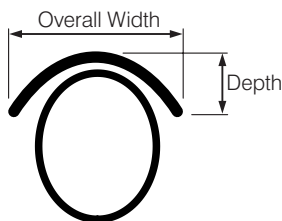
All dimensions are in cm.



STANDARD HEADREST

Dimension	Headrest Size			
	Small C34/10R	Medium C34/10S	Large C34/10T	X Large C34/10U
Overall Width	21	26	29	36
Overall Height	9.5	9.5	9.5	12
Depth	1	1.5	1.5	1.5
Curve Radius	55	55	55	55
CAPS II Size	N	C	J/T/A	A+

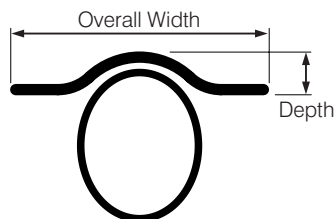
## Curved Headrest



CURVED HEADREST

Dimension	Headrest Size		
	C34/20R Small	C34/20S Medium	C34/20T Large
Overall Width	20	23.5	27.5
Overall Height	10	10	10
Depth	6.5	7	7.5
Curve Radius	10	12.5	15
CAPS II Size	N	C/J	T/A

## Winged Curved Headrest



WINGED CURVED HEADREST

Dimension	Headrest Size		
	C34/30R Small	C34/30S Medium	C34/30T Large
Overall Width	32	32	36
Overall Height	8	10	10
Depth	6.5	6.5	7.5
Curve Radius	10	10	12.5
CAPS II Size	MiniCAPS	N/C/J	T/A

LFT081-2

As a company we are committed to promoting a 24 hour approach to postural management through education, design and manufacture. The design of our equipment and training is based on a thorough understanding of the theoretical and practical requirements of the management of posture for people with moderate to severe motor impairment.



**CE** This product is manufactured to comply with the Medical Devices Directive MDD93/42/EEC.



**Active Design Ltd**  
68K Wyrley Road  
Birmingham B6 7BN  
Tel: (0121) 326 7506  
Fax: (0121) 327 8807  
Web: www.activedesign.co.uk